

Newsletter



Dallas Bead Society
ESTABLISHED 1982
For the love of beads...

2021 Monthly DBS Events* (all events via Zoom until further notice)

Saturday May 1, 10:30am	Monthly Meeting – Working with Starter Strips – Pat Volkening/Teresa Salas
Saturday May 15, 7:00pm	Evening Bead/Pajama Party
Saturday June 5, 10:30am	Monthly Meeting – Stitch In
Saturday June 19, 7:00pm	Evening Bead/Pajama Party
Saturday July 10, 10:30am – DELAYED DUE TO HOLIDAY	Monthly Meeting – International Beading Week activity
Saturday Aug 7, 10:30am	Monthly Meeting – open
Saturday Sep 4, 10:30am	Monthly Meeting – Princess Crystal Bracelet by Debbie Griffith-Brown (kit required)
Saturday Oct 2, 10:30am	Monthly Meeting – Flat Spiral Bracelet YouTube by Jill Wiseman
Saturday Nov 6, 10:30am	Monthly Meeting – MEMBER APPRECIATION EVENT – Amy Loh Kupser
Saturday Dec 4, 10:30am	Monthly Meeting - Holiday Party

Next Meeting:

May 1, 2021, 10:30 am

Via Zoom – watch your email

Or contact the President for link

Meeting link opens at 10:15

The Point at CCYoung

4847 W Lawther Dr, Dallas, TX 75214



Paulette Platko

And the Winner Is...

You! We have a couple of upcoming events that we'd like your input on. Look for the voting choices on pages 5 – 10.

- National Beading Week project –International Beading Week began some number of years ago, sponsored by The Beadworkers Guild of the United Kingdom. But it has become a worldwide event, with a number of well-known designers donating projects to be worked as part of the event. We have decided to join the festivities by working a project in coordination with this event for our July meeting. The official dates are July 24 – August 1, but this event has been honored in the past for a full month.

You can go to this link (<https://www.nationalbeadingweek.co.uk/Downloads.php>) to see the many projects offered (you need to scroll midway down or so), but we are highlighting some for a potential DBS project.

- Amy Loh-Kupser project for November Member Appreciation - DBS will have Amy Loh-Kupser of i-bead.com as our instructor for our Membership Appreciation event in November. We are looking at a selection of her classes to be the project of the month.

CC Young Update – I've talked to CC Young and they are not yet at the point where they can host outside groups such as ours, but they know that we want to come back whenever we can. As a Senior Care Center, they fall under regulations of both the State and Federal governments with regard to campus visitors.

Have you started your Julia Pretl turtle (or mummy Jack) box yet? Stay on past the meeting and I'll share tips I've found in starting the turtle!

For the love of beads...

Sue Cathcart
President

Working with Starter Strips by Teresa Salas and Pat Volkening

Technique: *Odd Count Flat Peyote*

Level: *Beginner*

To be learned/strengthened:

- *Create a Starter Strip to use for starting flat peyote*

Supplies:

- Delicas or beads of size that will be used for peyote: 2 or 3 colors – main color with offsetting color to designate 5th and 10th beads – quantity will depend upon how long you want the starter strip to be, plan on 3 – 5 rows of the length you want your starter strip to be.
 - For instance, if you want a starter strip to use to start pen wraps, it must be a minimum of 46 beads wide (so... $50 \times 3 =$ minimum 150 beads)

You're starting a peyote project. Have you struggled with those first three rows or so with any of the following?

- The tension isn't good
- The first two rows twist as you're trying to add the third row
- It's difficult to follow the graph and properly place the beads for the first 2 rows



Enter the use of starter strips. A starter strip can be used over and over again to start your projects with consistent tension and allowing you to add each row individually. Teresa and Pat will show you how to create and use your starter strip.

Now that you have a starter strip, how about a project to use it with? When we were working with pen wraps a couple months ago, Teresa put pencil to paper and worked out our logo. So....

A Project for Your Starter Strip...

Chart #:A Light Blue (db218 or db725) 6 grams	Chart #:B Mate Black (db310) 2.5 grams	Chart #: C White/Clear (db201, db50) 1.5 grams	Chart #:D Green AB (db152, db274, db2040) ½ gram	Chart #:E (optional) Black (shiny) (db10) 1.5 grams * can also use B bead	Chart #: F (optional) White/Clear AB (db202, db51) ½ gram * Can also use C bead
---	---	---	--	---	---

Word charts for these options appear beginning on page 14.



TIME FOR A VOTE! (OR TWO)

Vote #1 – International Beading Week Project

IBW Pride Flower by Cath Thomas



Technique: 3D peyote, MRAW, picot stitch
Level: Intermediate or motivated advanced beginners

Teeny Tiny Vessel by River Rose



Technique: Herringbone
Level: Intermediate

Beaded Star of Friendship by Katie Dean



Technique: Peyote
Level: Adv. Beginner or “motivated” Beginner

Poppy Haze Pendant by Erin Simonetti



Technique: Loom and embellishment
Level: Beginner, Adv. Beginner
* A bead loom accommodating 55 warps is necessary

Rainbow Daisies Peyote Star by DiMarca Online



Technique: Peyote
Level: Adv. Beginner or “motivated” Beginner

Square Dance by Heather Kingsley-Heath

-squares can be used for earrings, bracelets and necklaces




Technique:
Level: Beginner, Adv. Beginner

Rainbow Flower by Alison Wray-McCann



Technique: Brick Stitch
Level: Beginner, Adv. Beginner

Interlinked Tetrahedra by Patricia Verrier



Patricia Verrier
Bead Mechanics

Technique:
Level: Beginner, Adv. Beginner

Ladybird Beaded Beads by Diana Balogh



Technique: Chenille Stitch
Level: Beginner, Adv. Beginner

Rainbolas Beaded Beads by Cath Thomas



Technique: Flat diagonal Cellini peyote
Level: Advanced

Rainbow Hearts Bookmark by Alison Wray-McCann




Technique: Brick Stitch
Level: Beginner

Gemstone Rose Bracelet/Earrings by Erika Sandor



Technique: 2-hole Beads6
Level: Adv. Beginner

Seahorse by Janet Winterbourne



Technique: Flat Even Count Peyote
Level: Beginner, Adv. Beginner

Wrap Around Bracelet & Necklace by Thorsten Grotke-Wegner



Technique: RAW
Level:

Beady Peeps by Heather Kingsley-Heath



Technique: Cubic Albion
Level: Intermediate

Tradewinds Lariat by Carole Horn




Technique: Herringbone Rope w/ Peyote Flowers
Level: Adv. Beginner, Intermediate

Deco Triangle Earrings by Laura McCabe



Technique: Tubular Peyote and Bezeling
Level: Adv Beginner, Intermediate

Stack A Rainbow! by Heather Kingsley-Heath



Technique:
Level: Adv. Beginner

Vote #2 – Amy Loh-Kupser Membership Appreciation Project

Delilah Necklace



Comment: *Easy and elegant using classic chevron/netting techniques and 4mm and 6mm Glass Pearls, 4mm Fire Polish Crystals, Size 11/0 and 8/0 seed beads. Create this beautiful collar necklace. Kit makes up to a 22" necklace. Comes in five great color combinations.*

Level: Beginner

Sea Treasures Bracelet



Comment: *Delicate, yet not as hard as you think! This bracelet is a lovely accent to just about anything. Sparkly 4mm Fire Polish Crystals and 4mm Glass Pearls makes it a little more delicate design with plenty of bling!*

Level: Intermediate

Butterfly Lace



Comment: *This was fun to make! Talk about sparkle and motion. The picture just doesn't do it justice, the beads don't lay flat, they look like fluttery butterfly wings with sparkle!*

Level: Beginner / Intermediate

Hugs & Kisses



Comment: *Great beginner design that doesn't look like it's easy but it is! This fun design can be made in a variety of colors using 6mm Fire Polish Crystal and Size 11 Seed Beads.*

Level: Beginner

Evening Star



Comment: *Talk about twinkle, twinkle little star! This one will shine anywhere! It has a bold elegance and yet it's not too heavy. It uses 6mm, 4mm, Size 11, Size 6, and Size 8 Seed Beads. Using the 6mm Crystals for the closure gives the bracelet a nice uniform look, though it can be a bit fiddly to get on and off - you can always add a traditional clasp instead.*

Level: Beginner / Intermediate

Competitions to share your beading talents!

We have two particular annual competitions in which our members traditionally share their talents and, although they may be conducted a bit differently this year, they **ARE** happening. So let our neighbors know what you've been up to while you've been locked up!

CC Young Spirit Is Ageless Art & Writing Contest

CC Young is once again going to conduct their Spriti Is Ageless Art & Writing contest. Non-residents age 55 and better are encouraged to participate.

“The Point Building is currently open to CC Young Residents Only. Special exception has been made to allow us to hold SIA 2021 on campus including contest entry in-take and limited in-person attendance for the celebration of artists and writers event at the conclusion of the show.”

See [Special Upcoming Events | CC Young Senior Living](#) for more information. Keep in mind the following dates:

May 17 & 18 – Registration and In-Take

June 25 – Celebration of Artists and Writers

This will be live streamed on the day of the event. Check the CC Young website closer to the event date for a link.

2021 SPIRIT IS AGELESS ART & WRITING CONTEST

Open to the General Public & CC Young Residents Age 55 & Better

CALL FOR ENTRIES

All ability levels are
welcome and encouraged!

For more information:

ccyoung.org/events

Or call 214-841-2831

*Online Registration Opens
Friday, May 7, 2021*

*Entries Accepted
Monday May, 17 & Tuesday, May 18
9:00am – 6:00pm*

15 Categories of Art & Writing

Drawing & Illustration • Fiber Arts • Group Project • Hard Crafts
Mixed Media • Miscellaneous • Various Painting • Photography
Personal Essay • Poetry & Prose • Sculpture • Inspired by Events in 2020



CC YOUNG
THE POINT & PAVILION

The Point on the Campus of CC Young
4847 West Lawther Dr., Dallas, TX 75214
www.ccyoung.org / 214-841-2831
V.

State Fair of Texas

It's time to register to submit your items to the State Fair Arts & Crafts competitions! Go to [Creative Arts Virtual Contests | State Fair of Texas \(bigtex.com\)](https://bigtex.com) for the details below as well as a link to the Creative Arts Handbook. Check out Department I (that's capital i) for Needlework and Sewing. Our entries will likely fall under **I156 BEADWORK**.

State Fair entries are limited to “amateurs only” with teachers and professionals defined as “A person who has or has had a website or listing on a global marketing place platform of that type item, a social media account offering items for sale, who teaches and/or instructs a particular craft for compensation. Money earned per year is inconsequential.”

Entry Fees are: * \$5.00 Adults 18+ * \$2.00 Seniors 70+

Please keep the following dates in mind:

July 26 – Registration Deadline for Arts & Crafts Competitions

August 6-8 – Arts & Crafts Competition Entry Drop Off

August 25 – Arts & Crafts Competition Winners Announced

September 1-3 – Non-Winner Pick Up for Ppre-Fair

September 24 – October 17 – State Fair

See [Fair from Home | State Fair of Texas \(bigtex.com\)](https://bigtex.com) for how you can experience the State Fair of Texas from anywhere.

October 20-22 – Arts & Crafts Competition Winner Pick Up

DBS Pen Wrap Word Charts

Logo Buildings

Rows 1&2 (R) (6)A, (29)B, (1)A, (3)B, (7)A

Row 3 (L) (4)A, (1)B, (1)A, (1)D, (1)C, (1)B, (3)C, (1)B, (3)C, (2)B, (2)C, (3)A

Row 4 (R) (1)A, (1)E, (1)A, (1)B, (1)C, (1)B, (3)C, (1)B, (4)C, (1)B, (2)C, (3)B, (3)A

Row 5 (L) (4)A, (1)B, (1)A, (1)D, (1)C, (1)B, (3)C, (1)B, (3)C, (2)B, (2)C, (1)A, (2)E

Row 6 (R) (3)A, (1)B, (1)C, (1)B, (3)C, (1)B, (4)C, (1)B, (2)C, (3)B, (3)A

Row 7 (L) (4)A, (1)B, (1)A, (1)D, (1)C, (2)B, (2)C, (1)B, (3)C, (2)B, (2)C, (1)A, (1)E, (1)A

Row 8 (R) (1)A, (1)E, (1)A, (1)B, (1)C, (1)B, (3)C, (1)B, (4)C, (1)F, (2)C, (3)B, (3)A

Row 9 (L) (4)A, (1)B, (1)A, (1)D, (1)C, (2)B, (2)C, (1)B, (3)C, (2)B, (2)C, (2)A, (1)E

Row 10 (R) (3)A, (1)B, (1)C, (1)B, (3)C, (1)B, (3)C, (1)B, (1)F, (2)C, (3)B, (3)A

Row 11 (L) (4)A, (1)B, (1)A, (1)D, (1)C, (1)B, (1)F, (2)C, (1)B, (3)C, (2)B, (2)C, (1)A, (2)E

Row 12 (R) (1)A, (1)E, (1)A, (1)B, (1)C, (1)B, (3)C, (1)B, (3)C, (1)B, (1)F, (2)C, (3)B, (3)A

Row 13 (L) (4)A, (1)B, (1)A, (1)D, (1)C, (1)B, (1)F, (1)B, (1)C, (1)B, (3)C, (2)B, (2)C, (3)A

Row 14 (R) (3)A, (1)B, (1)C, (1)B, (3)C, (1)B, (3)C, (2)F, (2)C, (3)B, (3)A

Row 15 (L) (4)A, (1)B, (1)A, (1)D, (1)C, (1)B, (1)F, (1)B, (1)C, (1)B, (3)C, (2)B, (2)C, (3)A

Row 16 (R) (1)A, (1)E, (1)A, (1)B, (1)C, (1)B, (3)C, (1)B, (2)C, (1)B, (2)F, (2)C, (3)B, (3)A

Row 17 (L) (4)A, (1)B, (1)A, (1)D, (1)C, (1)B, (2)F, (1)C, (1)B, (3)C, (2)B, (2)C, (1)A, (2)E

Row 18 (R) (3)A, (1)B, (1)C, (1)B, (3)C, (1)B, (2)C, (1)B, (2)F, (2)C, (3)B, (3)A

Row 19 (L) (4)A, (1)B, (1)A, (1)D, (1)C, (1)B, (2)F, (2)B, (3)C, (2)B, (2)C, (1)A, (2)E

Row 20 (R) (1)A, (1)E, (1)A, (1)B, (1)C, (1)B, (3)C, (1)B, (2)C, (3)F, (2)C, (3)B, (3)A

Row 21 (L) (4)A, (1)B, (1)A, (1)D, (1)C, (1)B, (2)F, (2)B, (3)C, (2)B, (2)C, (2)A, (1)E

Row 22 (R) (1)A, (1)E, (1)A, (1)B, (1)C, (1)B, (3)C, (1)B, (1)C, (1)B, (2)F, (1)B, (2)C, (3)B, (3)A

Row 23 (L) (3)A, (1)B, (1)F, (1)B, (1)D, (1)C, (1)B, (3)F, (1)B, (1)C, (1)B, (1)C, (4)B, (1)A, (2)E

Row 24 (R) (3)A, (1)B, (1)A, (1)B, (1)C, (2)B, (2)C, (1)B, (2)F, (1)B, (2)C, (1)B, (2)F, (3)A

Row 25 (L) (3)A, (1)B, (1)F, (1)B, (1)D, (1)C, (2)B, (1)F, (2)B, (1)C, (2)B, (1)C, (1)B, (2)F, (1)A, (2)E

Row 26 (R) (1)A, (1)E, (1)A, (1)B, (1)A, (1)B, (5)C, (4)B, (2)C, (1)B, (2)F, (3)A

Row 27 (L) (3)A, (1)B, (1)F, (1)B, (1)D, (1)C, (1)D, (3)B, (2)C, (1)B, (1)E, (1)C, (1)B, (2)F, (3)A

Row 28 (R) (3)A, (1)B, (1)F, (1)B, (5)C, (4)B, (2)C, (3)B, (3)A

Row 29 (L) (4)A, (1)B, (1)A, (1)D, (1)C, (1)D, (1)A, (1)B, (1)A, (2)C, (1)B, (1)E, (1)C, (3)B, (2)A, (1)E

Row 30 (R) (1)A, (1)E, (2)A, (1)B, (1)A, (5)C, (1)B, (2)A, (1)B, (2)C, (1)B, (5)A

Row 31 (L) (6)A, (1)D, (1)C, (1)D, (3)A, (2)C, (1)B, (2)C, (1)B, (3)A, (2)E

Row 32 (R) (6)A, (6)B, (2)A, (1)B, (2)D, (1)B, (5)A

Row 33 (L) (6)A, (3)D, (3)A, (6)B, (3)A, (2)E

Row 34 (R) (6)A, (1)B, (1)F, (1)B, (5)A, (4)B, (5)A

Row 35 (L) (6)A, (3)E, (5)A, (1)B, (2)F, (1)B, (3)A, (2)E

Row 36 (R) (1)A, (1)E, (4)A, (3)B, (14)A

Row 37 (L) (6)A, (3)E, (6)A, (2)B, (5)A, (1)E

Row 38 (R) (23)A

Row 39 (L) (23)A

Row 40 (R) (23)A

Row 41 (L) (23)A

Row 42 (R) (23)A

For the Love...

Rows 1&2 (R) (10)A, (1)B, 1(A), 1(C), (5)A, (1)B, (5)A, (1)B, 1(A), (1)B, (3)A, (1)B, 1(A), (1)B, (3)A, (1)B, (3)A, (1)B, 1(A), (1)B, 1(A), (1)B, 1(A)

Row 3 (L) (4)A, (2)B, (1)A, (2)B, (1)A, (2)B, (1)A, (2)B, (1)A, (2)B, (5)A

Row 4 (R) (5)A, (1)B, (1)A, (2)B, (1)A, (2)B, (1)A, (2)B, (1)A, (2)B, (1)A, (1)B, (3)A

Row 5 (L) (4)A, (1)B, (9)A, (1)B, (8)A

Row 6 (R) (5)A, (1)B, (1)A, (3)B, (1)A, (1)B, (1)A, (2)B, (1)A, (1)B, (1)A, (1)B, (4)A

Row 7 (L) (5)A, (1)B, (7)A, (1)B, (9)A

Row 8 (R) (5)A, (4)B, (1)A, (2)B, (1)A, (2)B, (1)A, (2)B, (1)A, (1)B, (3)A

Row 9 (L) (4)A, (2)B, (1)A, (2)B, (1)A, (2)B, (1)A, (2)B, (1)A, (2)B, (5)A

Row 10 (R) (5)A, (1)B, (3)A, (1)B, (2)A, (1)B, (2)A, (2)B, (1)A, (1)B, (4)A

Row 11 (L) (21)A, (1)B, (1)A

Row 12 (R) (1)A, (2)B, (2)A, (1)B, (10)A, (1)B, (6)A

Row 13 (L) (23)A

Row 14 (R) (1)A, (1)B, (3)A, (1)B, (10)A, (2)B, (5)A

Row 15 (L) (13)A, (1)B, (2)A, (1)B, (2)A, (1)B, (3)A

Row 16 (R) (1)A, (1)B, (1)A, (2)B, (1)A, (2)B, (1)A, (2)B, (3)A, (1)B, (2)A, (1)B, (5)A

Row 17 (L) (8)A, (2)B, (2)A, (1)B, (1)A, (1)B, (3)A, (1)B, (1)A, (1)B, (2)A

Row 18 (R) (1)A, (1)B, (4)A, (2)B, (1)A, (1)B, (3)A, (1)B, (1)A, (1)B, (1)A, (1)B, (5)A

Row 19 (L) (13)A, (3)B, (1)A, (2)B, (1)A, (1)B, (2)A

Row 20 (R) (1)A, (1)B, (8)A, (1)B, (2)A, (1)B, (1)A, (1)B, (1)A, (1)B, (5)A

Row 21 (L) (6)A, (1)B, (5)A, (1)B, (1)A, (2)B, (1)A, (2)B, (1)A, (1)B, (2)A

Row 22 (R) (1)A, (1)B, (1)A, (2)B, (4)A, (2)B, (2)A, (1)B, (1)A, (1)B, (1)A, (1)B, (5)A

Row 23 (L) (5)A, (1)B, (2)A, (2)B, (3)A, (1)B, (1)A, (1)B, (1)A, (1)B, (1)A, (1)B, (3)A

Row 24 (R) (1)A, (1)B, (12)A, (1)B, (2)A, (1)B, (5)A

Row 25 (L) (23)A

Row 26 (R) (17)A, (2)B, (4)A

Row 27 (L) (5)A, (1)B, (6)A, (1)B, (9)A, (1)B

Row 28 (R) (4)A, (1)B, (1)A, (1)B, (5)A, (2)B, (1)A, (1)B, (7)A

Row 29 (L) (7)A, (2)B, (3)A, (1)B, (5)A, (2)B, (2)A, (1)B

Row 30 (R) (3)A, (1)B, (1)A, (2)B, (5)A, (3)B, (1)A, (1)B, (6)A

Row 31 (L) (8)A, (1)B, (3)A, (1)B, (9)A, (1)B

Row 32 (R) (1)A, (1)B, (1)A, (1)B, (1)A, (2)B, (5)A, (4)B, (7)A

Row 33 (L) (7)A, (1)B, (4)A, (1)B, (8)A, (2)B

Row 34 (R) (1)A, (1)B, (1)A, (1)B, (1)A, (2)B, (3)A, (1)B, (1)A, (3)B, (1)A, (1)B, (6)A

Row 35 (L) (7)A, (2)B, (1)A, (1)B, (1)A, (1)B, (2)A, (2)B, (1)A, (2)B, (2)A, (1)B

Row 36 (R) (4)A, (1)B, (1)A, (2)B, (3)A, (2)B, (2)A, (1)B, (7)A

Row 37 (L) (12)A, (1)B, (9)A, (1)B

Row 38 (R) (1)A, (2)B, (9)A, (1)B, (10)A

Row 39 (L) (12)A, (1)B, (8)A, (1)B, (1)A

Row 40 (R) (12)A, (1)B, (10)A

Row 41 (L) (23)A

Row 42 (R) (23)A

BEADING EVENT CALENDAR

Date(s) / Time	Event	Location / Notes
May 17 & 18	CC Young Spirit is Ageless Registration and In-Take	CC Young, 4847 W Lawther Drive, Dallas, TX 2021 Spirit is Ageless Celebration of Artists and Writers CC Young Senior Living
May 21 – 23	AKS Bead and Jewelry Show	Grapevine Convention Center Grapevine, TX
June 24 – 27	Heart of Texas Bead Retreat	Grapevine, TX, but subject to going Zoom Summer 2021 Workshops – Heart of Texas Bead Retreat
June 25	CC Young Spirit is Ageless Celebration of Artists & Writers	Online; Check 2021 Spirit is Ageless Celebration of Artists and Writers CC Young Senior Living for link
July 11	Booking opens for IBWPride Flower Workshop with Cath Thomas for International Beading Week	Via Zoom Book by emailing events@beadworkersguild.org.uk
July 24 – August 1	International Beading Week 2021	www.nationalbeadingweek.co.uk https://www.facebook.com/Internationalbeadingweek
July 26	State Fair of Texas Registration Deadline for Arts & Crafts Competitions	https://BgTex.com/CreativeArts
August 6 – 8	State Fair of Texas Arts & Crafts Competition Entry Drop Off	Creative Arts building, State Fair of Texas Mailing instructions are in the Handbook
August 25	State Fair of Texas Arts & Crafts Competition Winners Announced	https://BgTex.com/CreativeArts
September 1 – 3	State Fair of Texas Arts & Crafts Competitions Non-Winner Pick Up for Pre Fair	Creative Arts building, State Fair of Texas
September 24 – October 17	State Fair of Texas Arts & Crafts Competitions	https://BgTex.com/Fair-from-home
September 30 – October 3	Heart of Texas Bead Retreat	https://heartoftexasbeadretreat.com/fall-2021-retreat/ Sheraton Austin Georgetown Hotel & Conference Center, 1101 Woodlawn St, Georgetown, TX
October 20 – 22	State Fair of Texas Arts & Crafts Competitions Winner Pick Up	Creative Arts building, State Fair of Texas
March 10 – 13, 2022	Beaders Dream Retreat	Las Vegas BDR Las Vegas 2022 Classes (beadersdreamretreat.com)

* Help us grow this calendar!

==

Other Info to Share

Know any of the following? Please let us know so that we can also share with our membership!

-
- *Accomplishments, awards, etc. of members*
 - *Class sources*
-



2021 BOARD MEMBERS

Sue Cathcart, President / president@dallasbeadsociety.org

Pat Volkening, Vice President / vicepresident@dallasbeadsociety.org

Babette Cox, Treasurer / treasurer@dallasbeadsociety.org

YOUR NAME HERE, Secretary / secretary@dallasbeadsociety.org

Michele Owsley, Advisor / advisor1@dallasbeadsociety.org

Janice Lynn, Advisor / advisor2@dallasbeadsociety.org

Dee Smith, Advisor / advisor3@dallasbeadsociety.org

Don't forget to support your local bead stores:

WildBeads, 1124 S. Bowen Road, Arlington, open Tue/Fri/Sat 11-5; 10% member discount

Beading Dreams, 5629 Lovers Lane, Dallas, open Mon-Sat 1-6pm; 15% member discount

Check in and share our info with your friends!

Dallas Bead Society

On the web: www.DallasBeadSociety.org

Find us on Facebook: Dallas Bead Society