

Newsletter



Dallas Bead Society
ESTABLISHED 1982
For the love of beads...

2021 Monthly DBS Events* (all events via Zoom until further notice)

Saturday Apr 3, 10:30am	Monthly Meeting – Ox Box by Cindy Vaughn continues
Saturday Apr 17, 7:00pm	Evening Bead/Pajama Party
Saturday May 1, 10:30am	Monthly Meeting – Working with Starter Strips – Pat Volkening/Teresa Salas
Saturday May 15, 7:00pm	Evening Bead/Pajama Party
Saturday June 5, 10:30am	Monthly Meeting – Stitch In
Saturday June 19, 7:00pm	Evening Bead/Pajama Party
Saturday July 10, 10:30am – DELAYED DUE TO HOLIDAY	Monthly Meeting – National Beading Week activity
Saturday Aug 7, 10:30am	Monthly Meeting – Peyote With A Twist – Christine Forgo-Conlin
Saturday Sep 4, 10:30am	Monthly Meeting – Bracelet by Debbie Griffith-Brown
Saturday Oct 2, 10:30am	Monthly Meeting – Jill Wiseman project
Saturday Nov 6, 10:30am	Monthly Meeting – MEMBER APPRECIATION EVENT – Amy Loh Kupser
Saturday Dec 4, 10:30am	Monthly Meeting - Holiday Party

Next Meeting:

April 3, 2021, 10:30 am

Via Zoom – watch your email

Or contact the President for link

Meeting link opens at 10:15

The Point at CCYoung

4847 W Lawther Dr, Dallas, TX 75214



Denise McMullen

Spring At Last!

The weather is breaking and we want to go outside. Hopefully, as we all get our Covid vaccines, we'll be able to meet in person again in the not-too-distant future. I have! Have you?

This month we are going to continue with making Cindy Vaughn's Ox Box. A number are in the works, of varying color combinations. At least one completed box bottom has been posted to our Facebook page. Check it out! Look for a post by Janice Lynn, who used a beautiful red that she had on hand as her main color and it looks awesome!

I do need to make one comment about the Ox Box and the supply list published in the last newsletter: I was privy to a conversation where Cindy showed the pattern for a 3D mouse that she was hoping to use, but she had not yet mastered the instructions, so she opted for a flat mouse pattern, which she shows in her instruction document. Cindy DID NOT recommend the 3D mouse pattern because she does not want to appear that she can help with it when she may not be able to. **I added the option to purchase the 3D mouse pattern in the supply and option list and I should not have.** I have purchased this pattern, but have not, as yet, attempted it to see if I can figure it out. I apologize if I've caused any confusion in doing this.

Did you notice our meeting line up? Our Vice President, Pat Volkening, has been hard at work lining up monthly projects and scheduling some teachers out in the future. We have secured Amy Loh Kupser for our **Member Appreciation Event** in November – the pattern to be used has not yet been selected, so stay tuned! As we nail down dates with other instructors, we'll announce those. There should be at least one national instructor class offering yet this year with two scheduled for each of the next two years.

It's good to look forward to a time when we can meet and see each other's many beaded projects done while staying at home. That will be one incredible Show and Tell!

For the love of beads...

Sue Cathcart
President

Long Term Projects

These projects have been selected as long-term projects:

<p>Julia Pretl Mummy Jack (2 ½" x 2 ½")</p>  <p>Peyote Stitch ORIGINALLY \$10 plus "Little Bead Boxes" book</p>	<p>Julia Pretl Medium Turtle (2.25" x 2.25")</p>  <p>Peyote Stitch ORIGINALLY \$10 plus "Little Bead Boxes" book</p>
<p>Tracey Lorraine / CrystalStarGems Hope Christmas Tree</p>  <p>Peyote ORIGINALLY \$11.81</p>	<p>Tracey Lorraine / CrystalStarGems Chinese Pagoda Box</p>  <p>Peyote ORIGINALLY \$11.81</p>

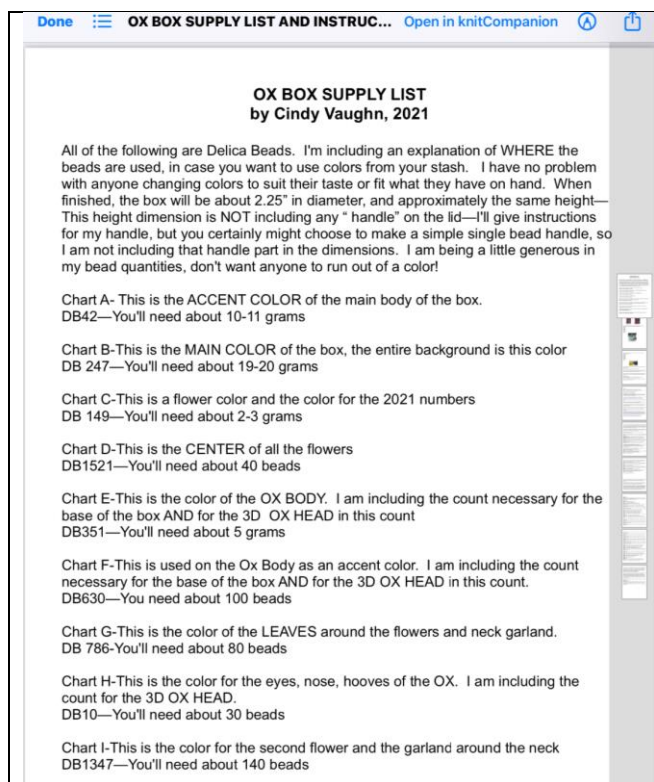
Both designers have offered us discounts and we are currently taking orders for the Julia Pretl boxes. We had said that we will wrap up the orders for the Julia Pretl boxes at our April meeting, but we will give it one more week. If you already have the pattern, you can join us when we work to bead these projects together. We will be discussing time to work on these projects during our next meeting. Previously, when we met in person, we used time that the meeting room was available to us in the afternoons following the meetings and we can still use that time. But in these days of Zoom meetings, it will be our option to choose additional, or different, times. Think about it!

Product Review

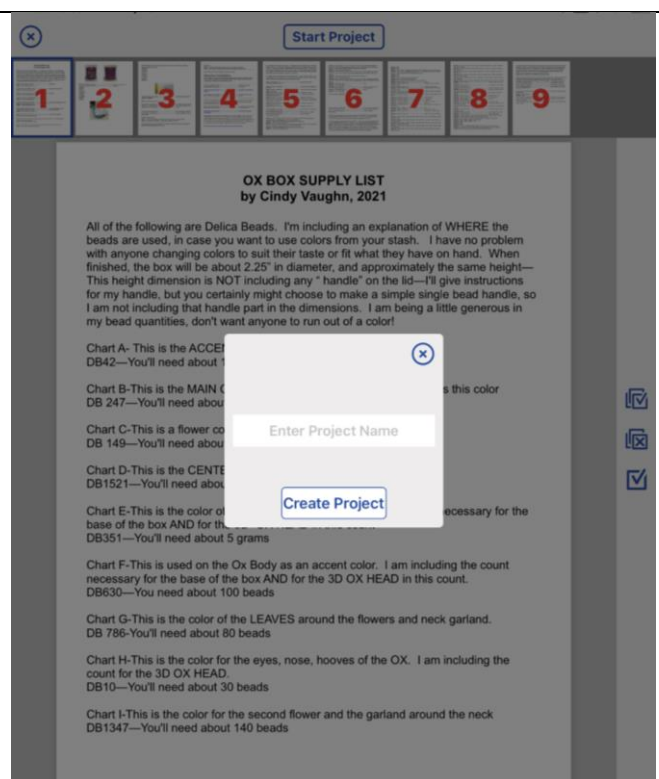
Knit Companion – Believe it or not, this application, available on both IOS (Apple) and Android platforms, is a great little tool to have! Created, yes, for the knitting world, if you save any patterns you receive in .pdf format, it can be used to follow along on those documents. And the very basic version of it is FREE!

Save your pattern documents either in your books or in space accessible to your device. I save my patterns in my iCloud space; I know of someone else who saves their patterns in Dropbox. There are a myriad number of places where you can set up space to save your documents.

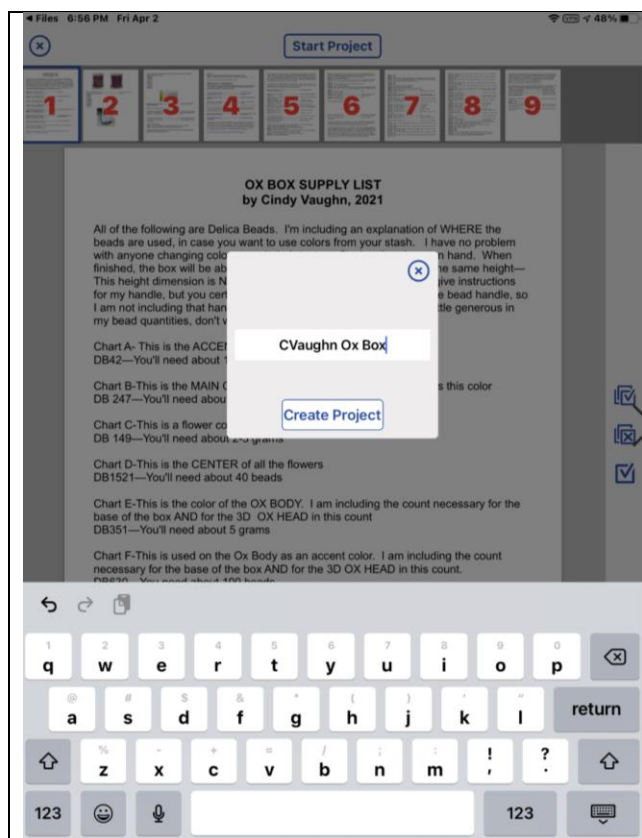
When you open a document, once you have KnitCompanion installed, you will see an option to open that document in KnitCompanion (pic 1). When you select that, you will be asked to “Start Project” (pic 2). Enter a project name and select [Create Project] (pic 3). Once a project is created, you will (normally) see the document pages across the top of the page. Select the page that you are working from and use your finger to move the yellow highlight line to the row where you need to work and you can move the blue vertical line across the row to keep up with where you are working as you go (pic 4).



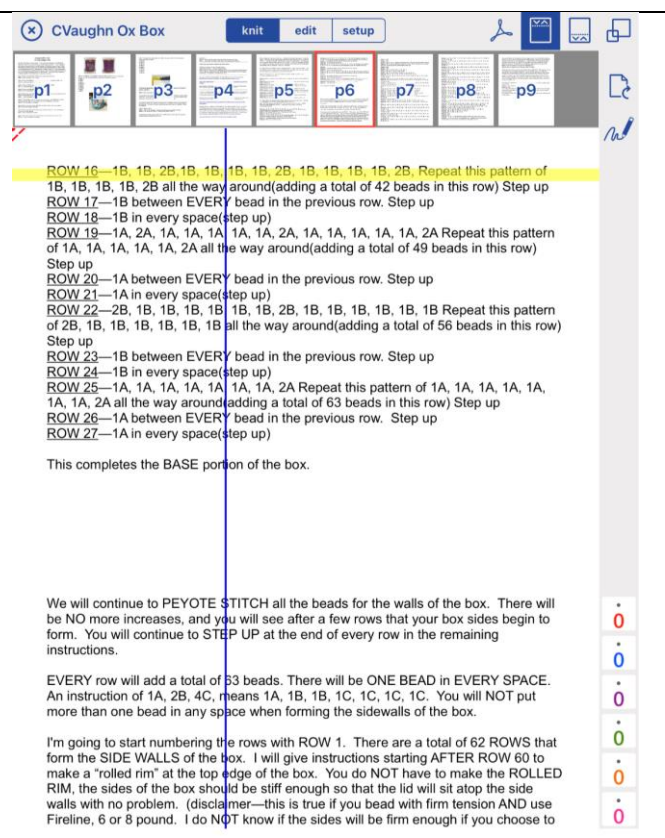
Pic 1



Pic 2

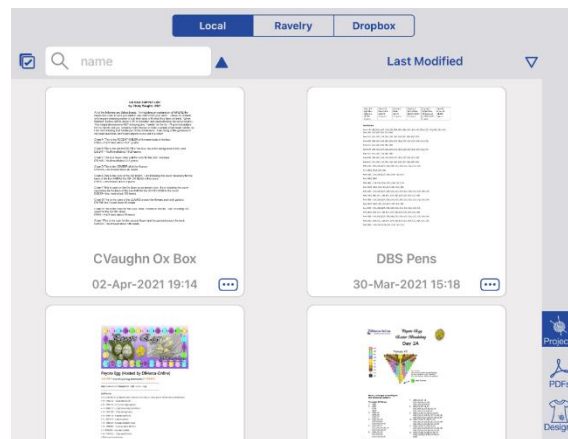


Pic 3



Pic 4

When opening a document for which a KnitCompanion “project” has been created, when you select to open the document in KnitCompanion you will be presented with the projects previously created to select the project for the document you want (pic 5). Alternately, you can open the KnitCompanion application and select the project from there.



This gets you the basics to follow along on a pattern as you go. Try it! Try it with the Ox Box! You may never want to deal with paper again!

Next month we'll look at more advanced uses, including features of the two paid versions of this tool!

BEADING EVENT CALENDAR

Date(s) / Time	Event	Location / Notes
April 22 – 25	Virtual 2021 Coastal Maine Bead Retreat, week 1	Zoom Virtual Coastal Maine 2021 socialbeadia
April 29 – May 2	Virtual 2021 Coastal Maine Bead Retreat, week 2	Zoom Virtual Coastal Maine 2021 socialbeadia
June 24 – 27	Heart of Texas Bead Retreat	Grapevine, TX, but subject to going Zoom Summer 2021 Workshops – Heart of Texas Bead Retreat
July 24 – August 1	International Beading Week 2021	www.nationalbeadingweek.co.uk
March 10 – 13, 2022	Beaders Dream Retreat	Las Vegas BDR Las Vegas 2022 Classes (beadersdreamretreat.com)

** Help us grow this calendar!*

==

Other Info to Share

Know any of the following? Please let us know so that we can also share with our membership!

-
- Accomplishments, awards, etc. of members
 - Class sources
-



2021 BOARD MEMBERS

Sue Cathcart, President / president@dallasbeadsociety.org

Pat Volkening, Vice President / vicepresident@dallasbeadsociety.org

Babette Cox, Treasurer / treasurer@dallasbeadsociety.org

YOUR NAME HERE, Secretary / secretary@dallasbeadsociety.org

Michele Owsley, Advisor / advisor1@dallasbeadsociety.org

Janice Lynn, Advisor / advisor2@dallasbeadsociety.org

Dee Smith, Advisor / advisor3@dallasbeadsociety.org

Don't forget to support your local bead stores:

WildBeads, 1124 S. Bowen Road, Arlington, open Tue/Fri/Sat 11-5; 10% member discount

Beading Dreams, 5629 Lovers Lane, Dallas, open Mon-Sat 1-6pm; 15% member discount

Check in and share our info with your friends!

Dallas Bead Society

On the web: www.DallasBeadSociety.org

Find us on Facebook: Dallas Bead Society